

Actifile QuickStart Deployment Guide (A/NZ)

Actifile Data Privacy Platform is as easy as 1, 2, and 3:

1. Request your account creation link: email: jonathanS@actifile.com.au with subject line: **ACTIFILE TRIAL**.
2. Log into your Actifile Account: my.actifile.com > [Add Customer] > [Deployment] > [Installation].
3. Download the Actifile Sentry Agent [[copy agent key](#)] and [deploy](#) the Actifile Sentry Agent (about 2 min).

It is that easy. The rest is **fully** autonomous. Discovery, quantify, monitor, identify your risk exposure, and **value** your sensitive data without **any** additional effort. Introduction to Actifile and [Breach Minimisation](#).

What is Actifile

- **What:** A leading multi-tenanted Data Privacy Platform designed to automatically identify, quantify, and classify private, sensitive and regulated data **without effort or friction**. Understand your Risk Exposure.
- **Outcome:** Actifile can make your stale data useless to a hacker – even if it is stolen.
- Actifile has near zero friction to staff, compliance teams or IT teams.

Quick Links:

- Login (new interface): my.actifile.com (legacy interface: <https://app.actifile.com/>)
- 60 second demo of Actifile: <https://vimeo.com/875873564/4aa1b2fa86>
- [Actifile \(new version\): Self-Paced Tour](#): (about 10 minutes) or Actifile Fact Sheet.
- 37 second – Intro video to Actifile: <https://vimeo.com/1002347067>
- Book a Live Demo: <https://calendly.com/cyber-anz/30-min-sales-demo-to-actifile>
- [Allow Listing](#) in your AV/EDR/MDR/XDR product and [Deployment](#) options.

Questions:

1. What is the value of your data today, your risk exposure, and who has the greatest risk of data being stolen?
2. Are you compliant with the proposed Data Privacy laws expected to be released in 2025?
3. Would you like your stale data made useless to a hacker, even if it is stolen?

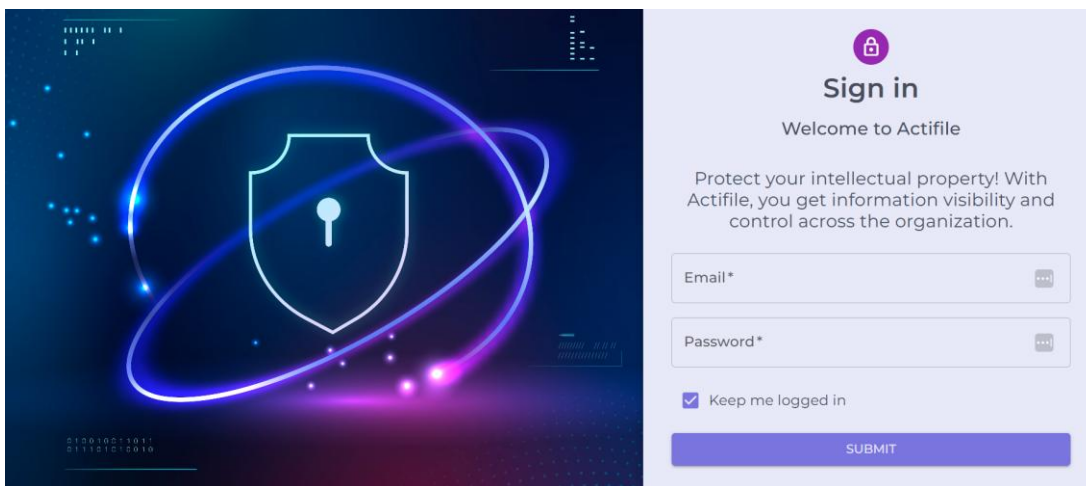


Actifile Deployment Guide

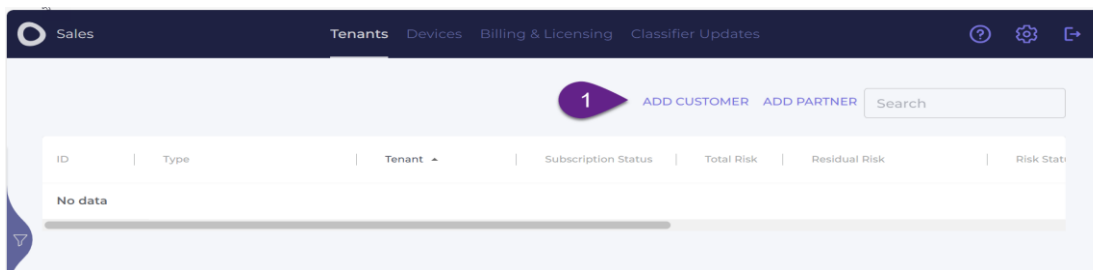
Welcome to Actifile! This guide will help you quickly and efficiently deploy Actifile in your organisation, to identify, quantify, classify, monitor and value your sensitive data with minimal effort. Follow the steps below to get started.

Step 1: Log into your Actifile Account

1. Send an email to: jonathanS@actifile.com.au with subject line: **Actifile Trial** - and you will receive a link to create your own Actifile account.
2. Login: <https://my.actifile.com/> - Sign in with your email and your password.



Step 2: Add [Your Company Name] as the First Customer



If you are End Client – you will log directly into your account.

If you are an MSP – you will be able to create Clients (see below) in your tenancy.

Supported environments: Windows, Mac, Linux PC/laptops and servers. Options are available for SharePoint, OneDrive, M365 (final beta), NAS and various cloud. Some may require additional fees or implementation processes.

Soon, you will have API access into your M365 account and with zero physical deployment, you will be able to audit your complete M365 environment – including M365 mailbox attachments. **Note:** today – Actifile does not ‘read’ the body of emails and it cannot encrypt M365 email attachments which is typically where most sensitive data reside.

New Customer [X]

☒ Set customer login ?

* First Name: [First] * Last Name: [Last]

* Email: [Redacted]

* Password: [Redacted]

* Company Name: [MY COMPANY NAME]

* Country: [Australia]

Regulation 1: [PII] [Australia] Select Country

Regulation 2: [PCI]

Regulation 3: [IT]

[Close] [Create]

Activate: Customer Login, so they can login to their own portal and view their data.

No emails are sent.

Select [Australia] or your country.

Add or delete [Regulated Classifications] of data (this can be changed in the future).

Click [Create] – your account will now be created.

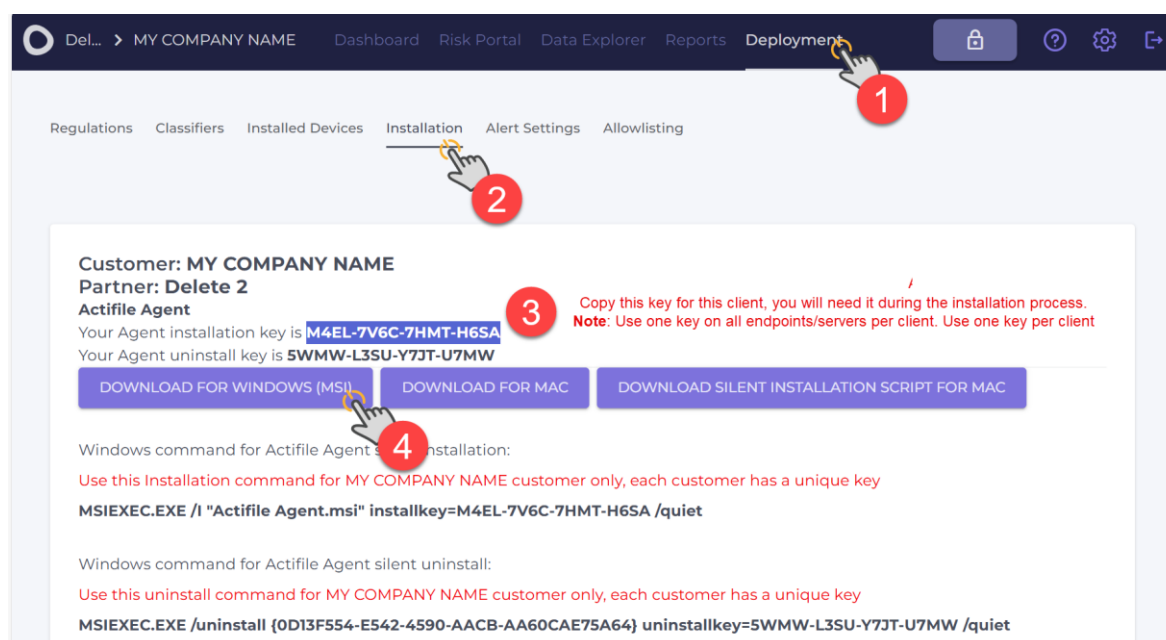
Then Click [MY COMPANY NAME]

Type	Tenant	Subscription Status	Total Risk	Residual Risk	Risk Status	Created on	Installation Key	Devices
Customer	MY COMPANY NAME	Active	\$0	\$0	Risk Assessment	07.04.2025	M4...	

Step 3: Deploy the Actifile Agent

1. Put Actifile in your AV/EDR/MDR/XDR Allow list – [CLICK HERE](#).

2. Download the Actifile Sentry agent directly from the portal.

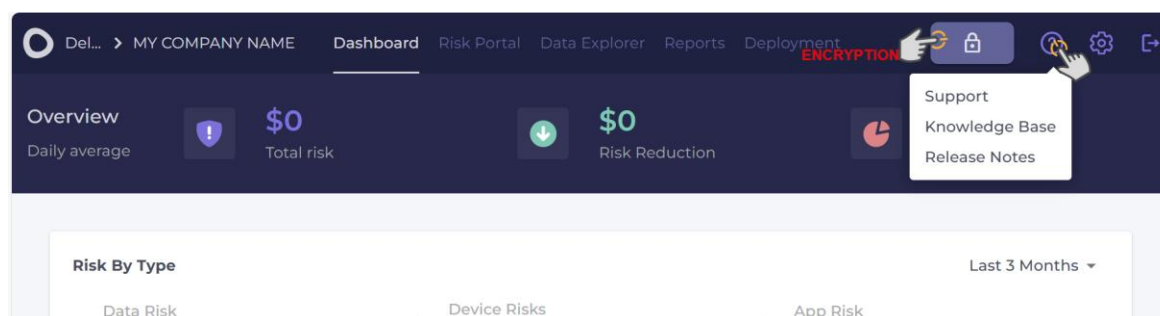


2. [Deploy the agent](#) across all endpoints/servers in your organisation.
3. For multiple machine deployments, ensure the “path” includes the Fully Qualified Domain Name (FQDN) to the installer package that can be accessed by those machines.
4. Once installed, Actifile will automatically begin auditing your environment with **ZERO EFFORT** required from your team. [Book a meeting](#) with us to walk through your initial results

Now relax and explore Actifile while audit completes on your laptop (typically 20 – 90 mins).

- While waiting for the initial data audit to complete, familiarise yourself with Actifile’s features. Follow the [self-paced interactive tour here](#).
- Browse through the various sections in the Actifile portal to understand how your data is being monitored.
- (Important: **Avoid saving changes** unless you fully understand the impact of those settings.)

CRITICAL: TALK TO US BEFORE ENCRYPTING YOUR DATA. Consider running Actifile in monitoring mode for 1–3 months before turning on encryption. This way, you can identify applications and websites that may need access to encrypted data. This can be reduced to a few days if required. [Book a meeting here](#).



Actifile is the modern, next-generation Data Privacy platform to help you balance effortless data security and compliance while minimising risks. Deploy Actifile today and help safeguard your organisation from data threats!

Frequently Asked Questions (FAQ)

Q1. We don't have private or sensitive data. Why should we use Actifile?

You'd be surprised! Many organisations unintentionally have/store more sensitive, regulated, or private data than they realise. Common examples include:

- Downloaded reports from ERP, CRM, cloud, or finance systems.
- Email attachments, spreadsheets, or customer information.

Actifile helps uncover and secure this data. Contact us for a complimentary Data Risk Assessment to discover and quantify sensitive data at risk in your organisation. Almost all businesses hold regulated data but may not realise it until it is too late and that data is stolen.

Q2. Why do we need Actifile if we only use cloud applications?

Even with cloud-based applications, endpoints like laptops can store sensitive data from downloads, email attachments, or offline activities. These endpoints often become prime targets for hackers.

Actifile identifies and secures these hidden risks, helping ensure you:

- Minimise exposure to regulatory fines and penalties.
- Protect your organisation's reputation in the event of a data breach.

Cloud security isn't enough on its own if endpoint and network vulnerabilities aren't addressed.

Q3. What if we don't have a budget for additional tools?

Good news! Actifile offers a **free initial data risk assessment** for a limited number of devices. This assessment helps you determine:

- Whether your endpoints store sensitive or regulated data and its value.
- Which devices pose the highest risk for data exposure.
- If you are breached, what your risk exposure is in dollar terms.

Plus, implementing Actifile's Breach Minimisation solution is highly cost-effective, typically requiring just **1–3%** of your total estimated data risk value. It's a small investment for significant peace of mind.

Next Steps:

1. **Book a Demo** to learn more about how Actifile works for your organisation. Schedule here: [Book a Demo](#).
2. Begin your Actifile trial today send an email to jonathans@actifile.com.au Subject line: **Actifile Trial**
3. For questions or support, reach out to the Actifile team anytime: support@actifile.com

Reach out to our local Australian team with any sales questions or assistance during deployment:

- Greg Wyman (sales, demo, and technical): 0402 259 359 or book a local [meeting/demo](#)
- Jonathan Silver (Business Development): JonathanS@actifile.com.au
- Actifile [Knowledgebase](#) or log a [technical support](#) issue